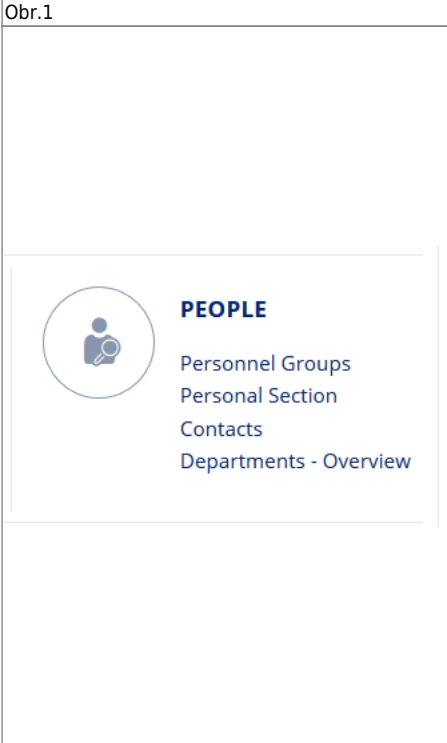
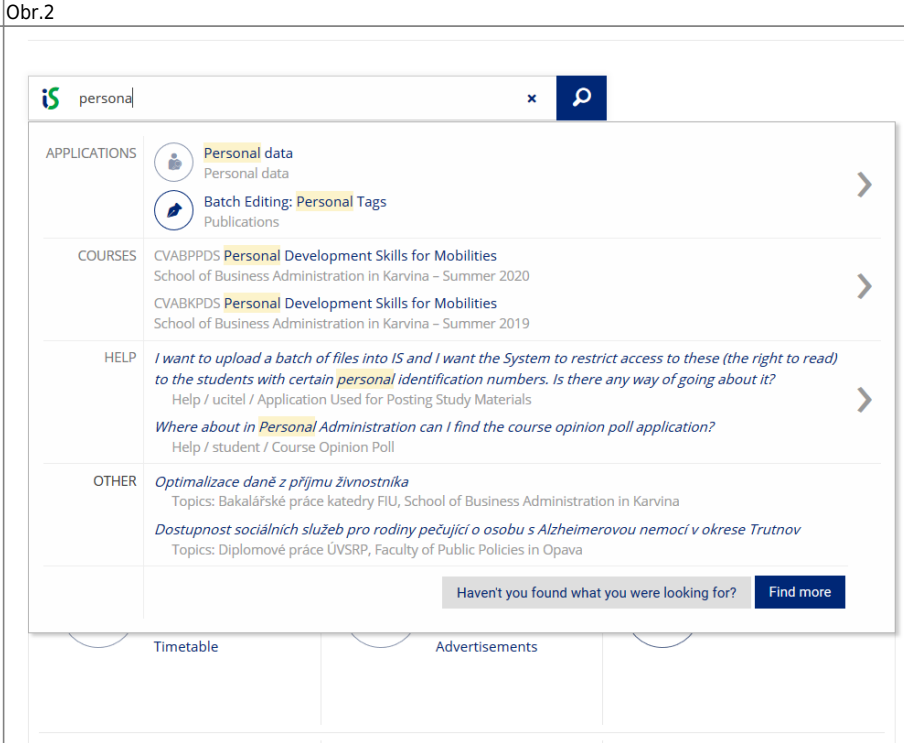


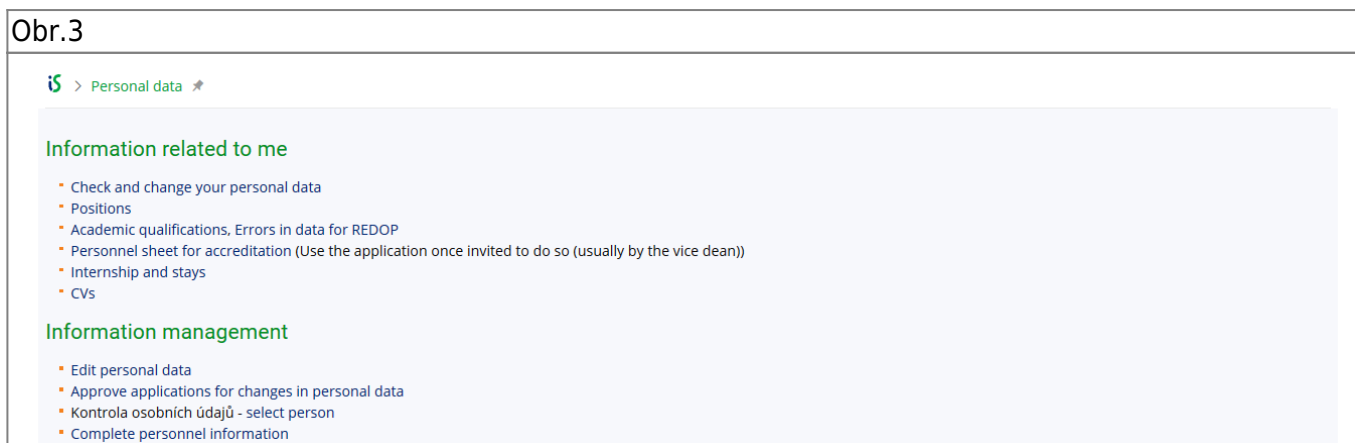
Check and change your personal data

1. On the front page find „People“ and click on „Personal Section“ [Obr.1](#). Or you can write „personal data“ in search field [Obr.2](#).

<p>Obr.1</p> 	<p>Obr.2</p> 
---	--

2. On the next page choose „Check and change your personal data“ [Obr.3](#).

Obr.3



3. Carefully check your details and if you change anything, don't forget to click on „Submit the application for changes“.

From: <https://uit.opf.slu.cz/> - Ústav informačních technologií

Permanent link: <https://uit.opf.slu.cz/osobudajen?rev=1583819777>

Last update: 2020/03/10 05:56



